

# Sega Saturn

The Sega Saturn is fifth generation home console developed by Sega. It was released in 1994, retailing for \$399.99 USD (\$740 in 2021).



The Saturn's hardware borrows many components from the [Sega Titan Video](#) arcade system. But instead of reading from a cartridge, it uses CD-ROMs.

The Saturn is considered one of the more complicated consoles to both program for by developers and to properly emulate. In fact, it's better to consider this a sixth generation console for performance reasons. In an ironic twist of events, [the Saturn's successor](#) is much easier to emulate than the Saturn itself.

This system scrapes metadata for the "saturn" group and loads the saturn set from the currently selected theme, if available.

## Quick reference

- **Emulator:** [RetroArch](#)
- **Cores available:** [libretro: beetle-saturn](#), [libretro: kronos](#), [libretro: yabasanshiro](#)
- **Folder:** /userdata/roms/saturn
- **Accepted ROM formats:** .cue, .ccd, .m3u, .chd, .iso, .zip

## BIOS

MD5 checksum	Share file path	Description
85ec9ca47d8f6807718151cbcca8b964	bios/sega_101.bin	
3240872c70984b6cbfda1586cab68dbe	bios/mpr-17933.bin	
255113ba943c92a54facd25a10fd780c	bios/mpr-18811-mx.ic1	
1cd19988d1d72a3e7caa0b73234c96b4	bios/mpr-19367-mx.ic1	
af5828fdff51384f99b3c4926be27762	bios/saturn_bios.bin	

All files are needed to enable correct emulation.

## ROMs

Place your Sega Saturn ROMs in /userdata/roms/saturn.

## Multi-disc games

libretro: yabasanshiro does not support swapping the disc using RetroArch's disc control menu, so the save file must be renamed to disc 2's game name and the disc's ROM must be loaded manually in Batocera in order to "swap discs". There is no way to use playlists to achieve this functionality.


For example, if you have a game like Panzer Dragoon (disc 1).chd and you've reached the end of the disc and need to swap, go into the saves/saturn/ folder and rename Panzer Dragoon (disc 1).sav to Panzer Dragoon (disc 2).sav. Then, load the Panzer Dragoon (disc 2).chd game in Batocera and continue from where you left off.

## Emulators

### RetroArch

RetroArch (formerly SSNES), is a ubiquitous frontend that can run multiple "cores", which are essentially the emulators themselves. The most common cores use the libretro API, so that's why cores run in RetroArch in Batocera are referred to as "libretro: (core name)". RetroArch aims to unify the feature set of all libretro cores and offer a universal, familiar interface independent of platform.

### RetroArch configuration


RetroArch offers a **Quick Menu** accessed by pressing [HOTKEY] +  which can be used to alter various things like [RetroArch and core options](#), and [controller mapping](#). Most RetroArch related settings can be altered from Batocera's EmulationStation.

Standardized features available to all libretro cores: saturn.videomode, saturn.ratio, saturn.smooth, saturn.shaders, saturn.pixel\_perfect, saturn.decoration, saturn.game\_translation

ES setting name batocera.conf_key	Description ⇒ ES option key_value
<b>Settings that apply to all cores of this emulator</b>	
<b>GRAPHICS API saturn.gfxbackend</b>	Choose which graphics API library to use. Vulkan is better, when supported. ⇒ OpenGL opengl, Vulkan vulkan.
<b>AUDIO LATENCY saturn.audio_latency</b>	In milliseconds. Can reduce crackling/cutting out. ⇒ 256 256, 192 192, 128 128, 64 64, 32 32, 16 16, 8 8.
<b>THREADED VIDEO saturn.video_threaded</b>	Improves performance at the cost of latency and more video stuttering. ⇒ On true, Off false.

### libretro: beetle-saturn

The [libretro port](#) of the original [Mednafen](#) Saturn core. A highly accurate but demanding emulator.



beetle-saturn does not support opening .zip files.

**libretro: beetle-saturn configuration**

**libretro: kronos**

**libretro: kronos configuration**

**libretro: yabasanshiro**

[Yaba Sanshiro](#) is an [open-source](#) Sega Saturn emulator. Initially forked from [Yabause](#).

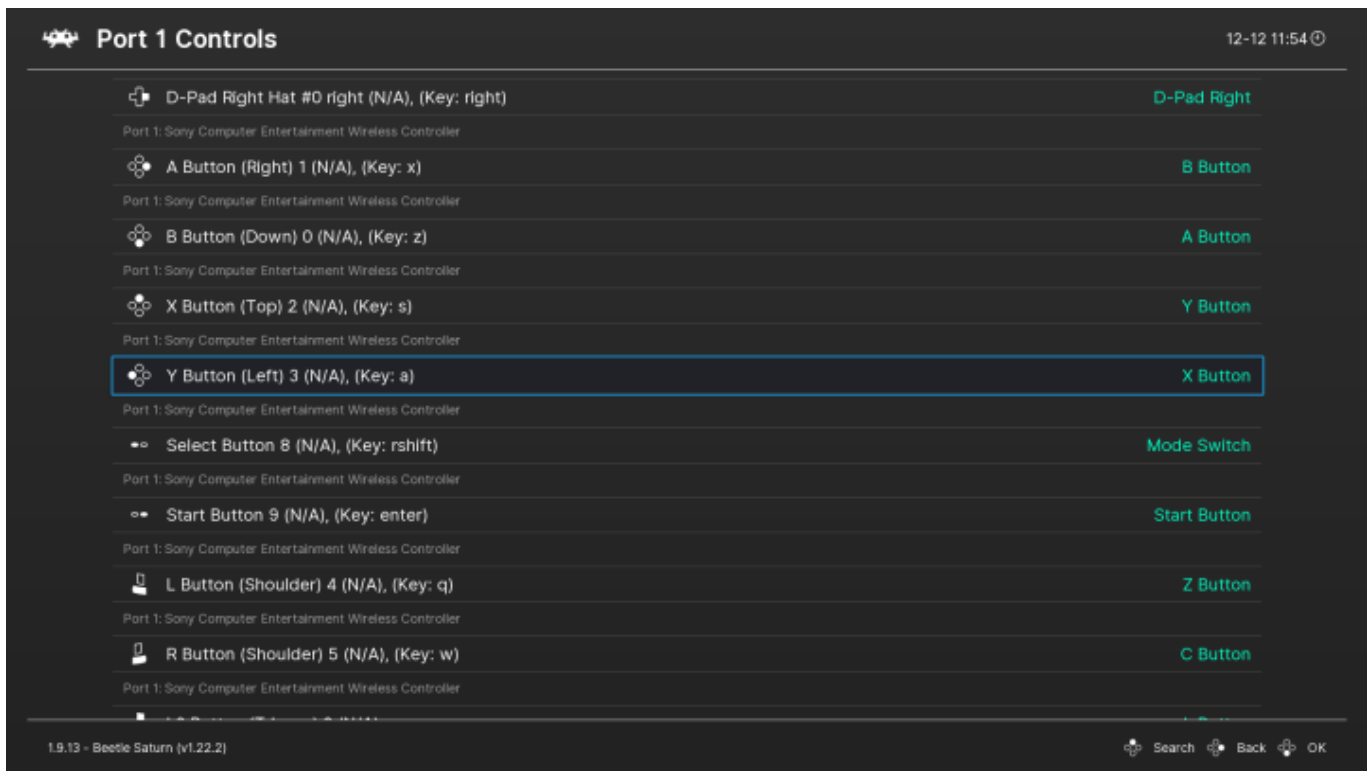
This is the libretro port of it.

**libretro: yabasanshiro configuration**

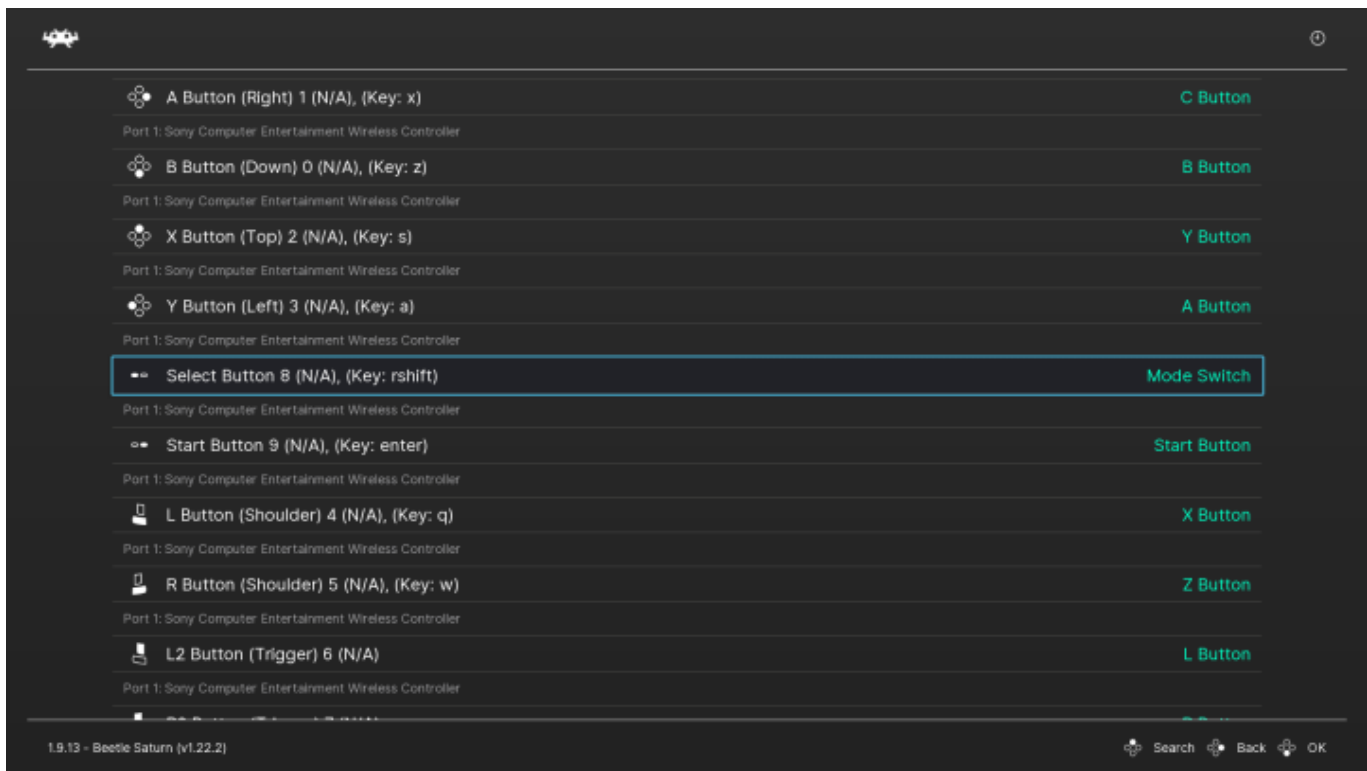
<b>ES setting name batocera.conf_key</b>	<b>Description ⇒ ES option key_value</b>
<b>Settings that apply to all systems this core supports</b>	
<b>RENDERING RESOLUTION</b> <code>global.resolution_mode</code>	Enhancement. Increase the rendering resolution. Makes 3D objects clearer. Do note that some games would run at their own unique but similar resolutions. Therefore, the listed resolutions may not be 100% accurate. ⇒ original original, 2x 2x, 4x 4x, 720p 720p, 1080p 1080p, 4k 4k.
<b>MULTITAP</b> <code>global.multitap_yabasanshiro</code>	Allows up to 7 or 12 controllers in supported games. ⇒ Off disabled, Port1 port1, Port2 port2, Port1+2 port12.

## Controls

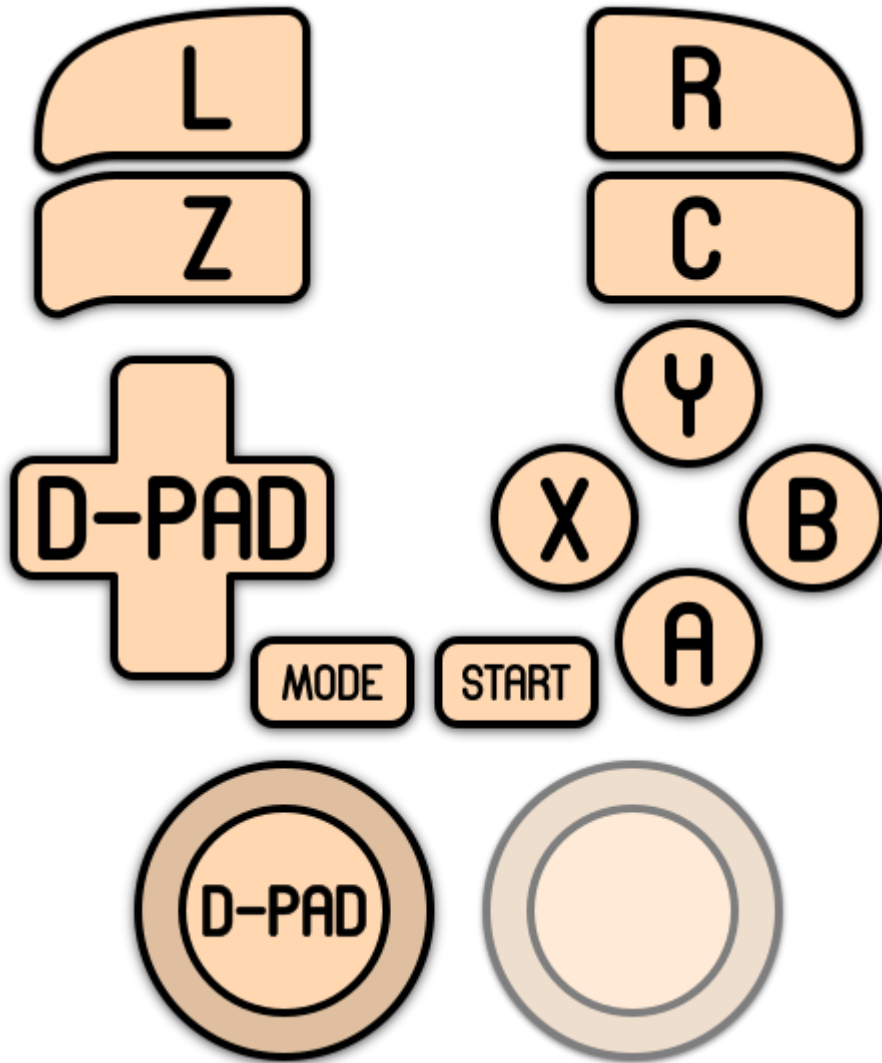
The default control scheme is broken in **v38 and before**. Go to **Quick Menu → Controls → Port 1 Controls**:



and change it to this:



Here are the default Sega Saturn's controls shown on a [Batocera Retropad](https://wiki.batocera.org/) since v39:



## Troubleshooting

### Further troubleshooting

For further troubleshooting, refer to the [generic support pages](#).

From: <https://wiki.batocera.org/> - **Batocera.linux** - Wiki

Permanent link: <https://wiki.batocera.org/systems:saturn>

Last update: **2026/04/06 13:56**

