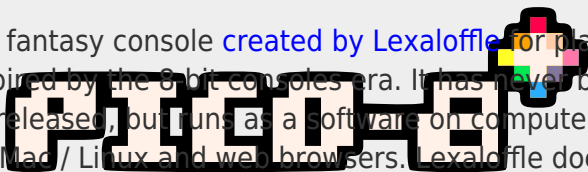


Pico-8

PICO-8 is a fantasy console [created by Lexaloffle](#) for playing tiny games inspired by the 8 bit consoles era. It has never been physically released, but runs as a software on computers like Windows / Mac / Linux and web browsers. Lexaloffle doesn't support all SBC, only the Raspberry Pi, and sells a commercial app for developing and running Pico-8 games and programs. If you like this piece of software, please [support Lexaloffle and purchase it!](#) It's well worth it.



Fantasy hardware constraints

- Display: 128×128 16 colors
- Cartridge: embedded as PNG images, max 32kB
- Sound: 4 channel chiptunes
- Code: Lua
- Sprites: 256 8×8 sprites

Batocera Linux doesn't embed the commercial program, but [it can be added manually](#) if purchased externally. Otherwise, the libretro/retro8 emulator can be used. It doesn't have 100% compatibility but runs most cartridges perfectly fine.

This system scrapes metadata for the "pico8" group(s) and loads the pico8 set from the currently selected theme, if available.

Quick reference

- **Emulator:** [RetroArch](#)
- **Core:** [libretro: retro8](#)
- **Folder:** /userdata/roms/pico8
- **Accepted ROM formats:** .p8, .png, .m3u

BIOS

No Pico-8 emulator included in Batocera requires BIOS to function.

ROMs

Place your Pico-8 ROMs in /userdata/roms/pico8.

"Cartridges" and games format


Pico-8 games are distributed as PNG images with the actual code, sprites and sounds embedded in them. Those are actual, real image files, that stands as the cartridge art too. You have to "load" the PNG to run the game. You can download hundreds of carts [from the official page](#), the community is very active! Once you select a game, make sure you click on the "cart" link that downloads a .PNG file.

Emulators

RetroArch

[RetroArch](#) (formerly SSNES), is a ubiquitous frontend that can run multiple "cores", which are essentially the emulators themselves. The most common cores use the [libretro](#) API, so that's why cores run in RetroArch in Batocera are referred to as "libretro: (core name)". RetroArch aims to unify the feature set of all libretro cores and offer a universal, familiar interface independent of platform.

RetroArch configuration

RetroArch offers a **Quick Menu** accessed by pressing [HOTKEY] +  which can be used to alter various things like [RetroArch and core options](#), and [controller mapping](#). Most RetroArch related settings can be altered from Batocera's EmulationStation.

Standardized features available to all libretro cores: `pico8.videomode`, `pico8.ratio`, `pico8.smooth`, `pico8.shaders`, `pico8.pixel_perfect`, `pico8.decoration`, `pico8.game_translation`

ES setting name batocera.conf_key	Description ⇒ ES option key_value
Settings that apply to all cores of this emulator	
GRAPHICS BACKEND <code>pico8.gfxbackend</code>	Choose your graphics rendering ⇒ OpenGL <code>opengl</code> , Vulkan <code>vulkan</code> .
AUDIO LATENCY <code>pico8.audio_latency</code>	Audio latency in milliseconds, turn it up if you hear crackles ⇒ 256 256, 192 192, 128 128, 64 64, 32 32, 16 16, 8 8.
THREADED VIDEO <code>pico8.video_threaded</code>	Improves performance at the cost of latency and more video stuttering. Use only if full speed cannot be obtained otherwise. ⇒ On <code>true</code> , Off <code>false</code> .

libretro: retro8

libretro: retro8 configuration

There is no configuration to set.

Support for official Pico-8 engine

Starting with Batocera **v32**, you can add the official commercial Lexaloffle Pico-8 engine to run all Pico-8 games and explore the Splore universe! In order to do so, you need to do a few manual steps:

- Buy it from [the official Lexaloffle website](#)
- Download the corresponding Linux (x86_64/64 bits) for PC, or the Raspberry Pi .zip file. The Raspberry Pi version will work for **all Batocera SBC** (i.e. Odroid N2, Odroid Go Advance/Super, RockPro64 and so on). With version 0.2.4, Lexaloffle started to ship a 64-bit compiled version.
- Extract the files from the zip into the `/userdata/bios/pico-8/` directory on your Batocera machine.
- For PC x86_64, the files in the archive are:

```
lexaloffle-pico8.png
license.txt
pico-8.txt
pico8 (make sure this one is executable via "chmod +x", I assume
nobody uses a filesystem for /userdata/ that would be incompatible with
this...)
pico8.dat
pico8_dyn
```

- For ARM SBC and handhelds (Raspberry Pi, Odroid, RockPro...), the files are:

```
lexaloffle-pico8.png
license.txt
pico-8_manual.txt
pico8 (make sure this one is executable via "chmod +x")
pico8.dat
pico8_64
pico8_dyn
pico8_gpio
readme_raspi.txt
```

- There is an **additional step** for ARM64-based boards (i.e. all SBC except Raspberry Pi0/1/2, which are still with a 32-bit Batocera). You need to delete the original `pico8` file (this one is the 32-bit version), and rename `pico8_64` as `pico8` and make sure it is executable with `chmod +x pico8`.
- Copy the following ES system addition into `/userdata/system/configs/emulationstation/es_systems_pico8.cfg`:

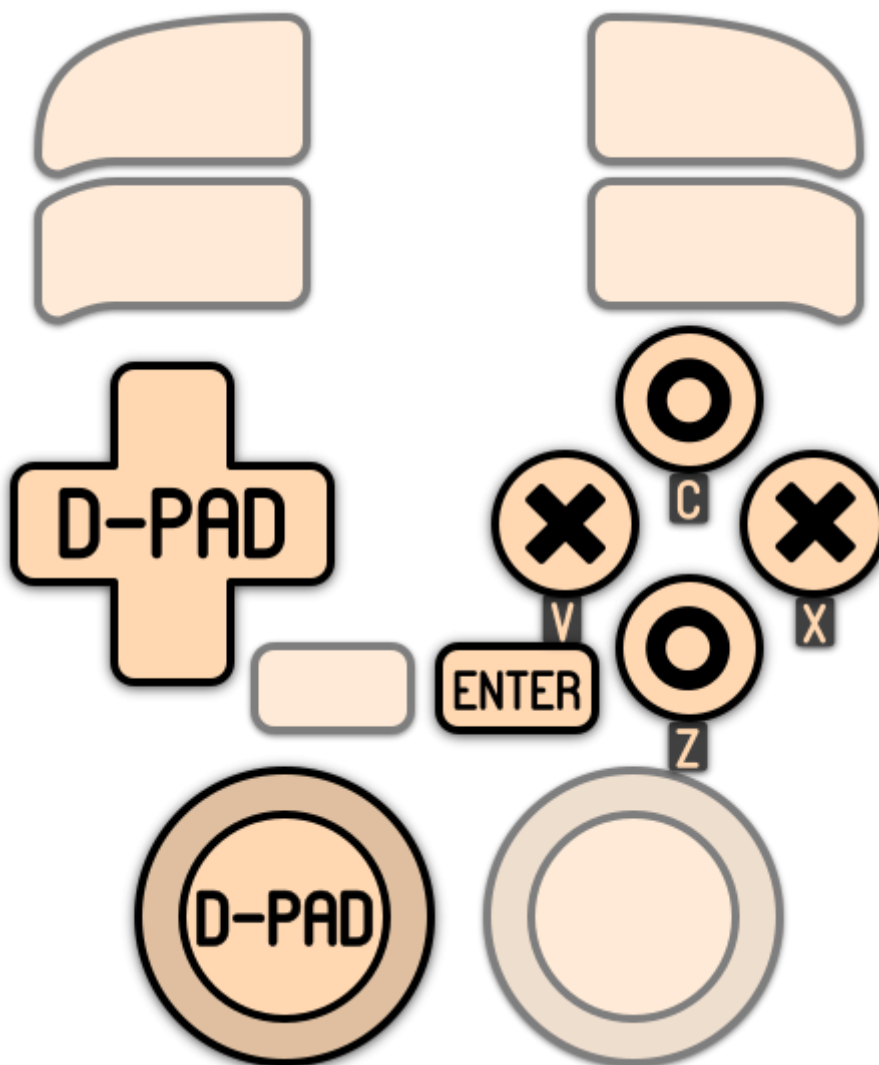
```
<?xml version="1.0" encoding="UTF-8"?>
<systemList>
  <system>
    <name>pico8</name>
    <emulators>
      <emulator name="lexaloffle">
        <cores>
          <core default="true">pico8_official</core>
        </cores>
      </emulator>
    </emulators>
  </system>
</systemList>
```


```
<emulator name="libretro">  
  <cores>  
    <core>retro8</core>  
  </cores>  
</emulator>  
</emulators>  
</system>  
</systemList>
```

- Restart ES (or reboot). Then you can select **LEXALOFFLE / PICO8 OFFICIAL** as a core for Pico-8 games in ES.
- If you create a file `splore.p8` or `console.p8` and launch it from Batocera-ES, you'll get access to Pico-8 splore universe with all the games to play and download from inside Pico-8 (a simple touch `/userdata/roms/pico8/splore.p8` is sufficient to get access to splore).

Controls

Here are the default Pico-8's controls shown on a [Batocera Retropad](#):



Keys inside the emulator: [START] or [HOTKEY] +  opens the Pico-8 menu.

Troubleshooting

Further troubleshooting

For further troubleshooting, refer to the [generic support pages](#).

From:

<https://www.wiki.batocera.org/> - **Batocera.linux - Wiki**

Permanent link:

<https://www.wiki.batocera.org/systems:pico8?rev=1639284419>

Last update: **2021/12/12 04:46**

