

MAME

MAME, the Multiple Arcade Machine Emulator, is a multi-purpose emulation framework which facilitates the emulation of vintage hardware and software. Originally targeting vintage arcade machines, MAME has since absorbed the sister-project **MESS** (Multi Emulator Super System) to support a wide variety of vintage computers, video game consoles and calculators as well.



It was first released in 1997. In Italy!

MAME focuses on accuracy, even if it's at the cost of performance. If on low-end hardware, consider using older (more innaccurate) versions of MAME, or specialized emulators for such games instead.

MAME games scrapes metadata for the "arcade" group(s) and loads the mame set from the currently selected theme, if available.



MAME doesn't use an individual "core" for each system like RetroArch does, instead the ROM itself usually contains the necessary information to accurately emulate it, thus making it specific to the version of MAME it was made for. It is highly recommended to read the [generic arcade guide](#) first to get familiar with arcade machine emulation.

Quick reference

- **Accepted ROM formats:** .zip, .7z
- **Folder:** /userdata/roms/mame

Emulators	Sample path	Artwork path
libretro: imame4all	Fix Me!	Fix Me!
libretro: mame078plus	/userdata/bios/mame2003plus/samples	/userdata/bios/mame2003plus/artwork
libretro: mame0139	/userdata/bios/mame2010/samples	/userdata/bios/mame2010/artwork
libretro: mame	/userdata/bios/mame/samples	/userdata/bios/mame/artwork
mame	/userdata/bios/mame/samples	/userdata/bios/mame/artwork

BIOS

Based on the [romset type](#) used, either none is required, ones are required for each game you need to play, or a single BIOS file is needed for a group of games.

Samples

Some arcade game machines featured additional storage that allowed for uncompressed audio to be utilized. These are referred to as “samples”. Some machines had a backup synthesized track if the samples weren't present, others had none.

For MAME2003plus (mame078plus), if your game has the appropriate samples, place them in /userdata/bios/mame2003/samples folder. Samples can be for one specific game, or be applicable to multiple versions of the game.

ROMs

Place your MAME ROMs in /userdata/roms/mame. If you'd like to, you could put ROMs intended for different versions of MAME into subfolders in this folder. For instance, you could put MAME2003-plus ROMs into the /userdata/roms/mame/mame2003plus. The latest versions of which ROMset to use can be found on [the arcade guide](#).

Each romset is specific to the version of MAME being used:

- 0.37b5 ROMset for the [libretro: imame4all](#) version
- 0.78plus ROMset for the [libretro: mame078plus](#) version
- 0.139 ROMset for the [libretro: mame0139](#) version
- [Latest ROMset](#) at the release of stable for the [libretro: mame/mame](#) versions



For MESS supported systems, each system has its own folder to use. Putting games designed for the MESS system inside of the mame/ folder will not work.

Emulators

RetroArch

RetroArch has [its own page](#).

libretro: imame4all

iMame4All is an old version of MAME that's fairly easy to run, even on hardware as weak as the RPi Zero. Many games, especially newer ones, have known issues with this version. Supports the least number of games.

The ROMset for this version may be referred to as “0.37b5”.

libretro: imame4all configuration**libretro: mame078plus**

Not to be confused with the regular [MAME2003](#).

Internally using the name “mame078plus”, [MAME2003plus](#) is an old version of MAME that became the “golden standard” for a while. A mixture of being easy to run while supporting the most hardware. Many ROMs, especially newer systems, have known issues with this version.

The “plus” version has had recent developments that don't break compatibility backported from newer versions of MAME. For this reason, regular MAME2003 ROMs may not work in this version.

The ROMset for this version may be referred to as “078plus”.

libretro: mame078plus configuration

ES setting name	Description ⇒ ES option key_value
Settings that apply to all systems this core supports	
CONTROL MAPPING <code>global.mame2003-plus_analog</code>	Choose from Analog or Digital controller ⇒ Analog <code>analog</code> , Digital <code>digital</code> .
FRAMESKIP <code>global.mame2003-plus_frameskip</code>	Skip frames to improve performance (smoothness) ⇒ Off <code>0</code> , <code>1 1</code> , <code>2 2</code> , <code>3 3</code> , <code>4 4</code> , <code>5 5</code> .
INPUT INTERFACE <code>global.mame2003-plus_input_interface</code>	Use input directly sends by keyboard to the core ⇒ Retropad <code>retropad</code> , Keyboard <code>keyboard</code> , Simultaneous <code>simultaneous</code> .
TATE MODE <code>global.mame2003-plus_tate_mode</code>	Rotating display to vertical mode rendering ⇒ Off <code>disabled</code> , On <code>enabled</code> .
NEOGEO MODE <code>global.mame2003-plus_neogeo_bios</code>	Manually specify your choice of Neo Geo BIOS ⇒ Console AES World <code>asia-aes</code> , Arcade MVS Europe <code>euro</code> , Arcade MVS USA <code>us</code> , Arcade MVS Japan <code>japan</code> , Arcade Universe BIOS 4.0 (Cheats) <code>unibios40</code> , Arcade Universe BIOS 3.3 (Cheats) <code>unibios33</code> .

libretro: mame0139

Internally using the name “mame0139”, [Mame2010](#) is an old version of MAME that's a combination of fast and compatible.

The ROMset for this version may be referred to as “0.139”.

libretro: mame

The latest version of MAME at the time of stable's release. Check out the [table on the arcade guide](#) for the current version.

libretro: mame configuration

ES setting name batocera.conf_key	Description ⇒ ES option key_value
Settings that apply to all systems this core supports	
CPU OVERCLOCK global.mame_cpu_overclock	Minimize in-game slowdowns of some games ⇒ default default, 30 30, 35 35, 40 40, 45 45, 50 50, 55 55, 60 60, 65 65, 70 70, 75 75, 80 80, 85 85, 90 90, 95 95, 100 100, 105 105, 110 110, 115 115, 120 120, 125 125, 130 130, 135 135, 140 140, 145 145, 150 150.
VIDEO RESOLUTION global.mame_altres	Increase the video resolution ⇒ 640×480 640×480, 800×600 800×600, 960×720 960×720, 1024×768 1024×768, 1280×720 1280×720, 1600×800 1600×800, 1920×1080 1920×1080, 2560×1440 2560×1440, 3840×2160 3840×2160.

Further adjustments can be made to the /userdata/bios/mame.ini file.

MAME

[As above!](#)

If you're having issues with a specific game, check the [MAMEdev FAQ for that game here](#). For MESS systems specifically, you might find more information on [MESS's wiki](#).


Be sure to remember to update the ROMset when updating Batocera, as this version is bumped every stable version.

MAME configuration

Standardized features available to all MAME systems: mame.videomode, mame.decoration, mame.padtokeyboard

ES setting name batocera.conf_key	Description ⇒ ES option key_value
Settings that apply to all cores of this emulator	
GRAPHICS BACKEND mame.video	Choose your graphics rendering ⇒ BGFX bgfx, Accel accel, OpenGL opengl.
BGFX BACKEND mame.bgfxbackend	Choose your graphics API ⇒ MAME Detect automatic, OpenGL opengl, OpenGL ES gles, Vulkan vulkan.

ES setting name batocera.conf_key	Description ⇒ ES option key_value
BGFX VIDEO FILTER <code>mame.bgfxshaders</code>	Apply a particular visual effect ⇒ Off None, Bilinear default, CRT Geom crt-geom, CRT Geom Deluxe crt-geom-deluxe, Super Eagle eagle, HLSL hlsl, HQ2X hq2x, HQ3X hq3x, HQ4X hq4x.
CRT SWITCHRES <code>mame.switchres</code>	CRT monitor SwitchRes support ⇒ Off 0, On 1.
TATE MODE <code>mame.rotation</code>	Rotating display to vertical mode rendering ⇒ Off None, Rotate 90 autorot, Rotate 270 autorot.
ALT DPAD MODE <code>mame.altdpad</code>	If the D-Pad does not work properly ⇒ Off (Default) 0, DS3 Orientation 1, X360 Orientation 2.

MAME offers a **Menu** in-game (push in [L3] + [R3] or press [HOTKEY] + ). This can be used to [manually adjust inputs](#) or [game settings](#). Alternatively, all of MAME's options can be edited by opening the `/userdata/system/configs/mame/mame.ini` file (you may need to create this file if it's not already present).

Sega Model 1



This infamous [Model 1 arcade board](#) was a dramatic step-up above the competition in regards to 3D polygonal graphics. Thousands of vector-shaded polygons being drawn on-screen at once, with extremely responsive 60 FPS arcade feel (for some games).

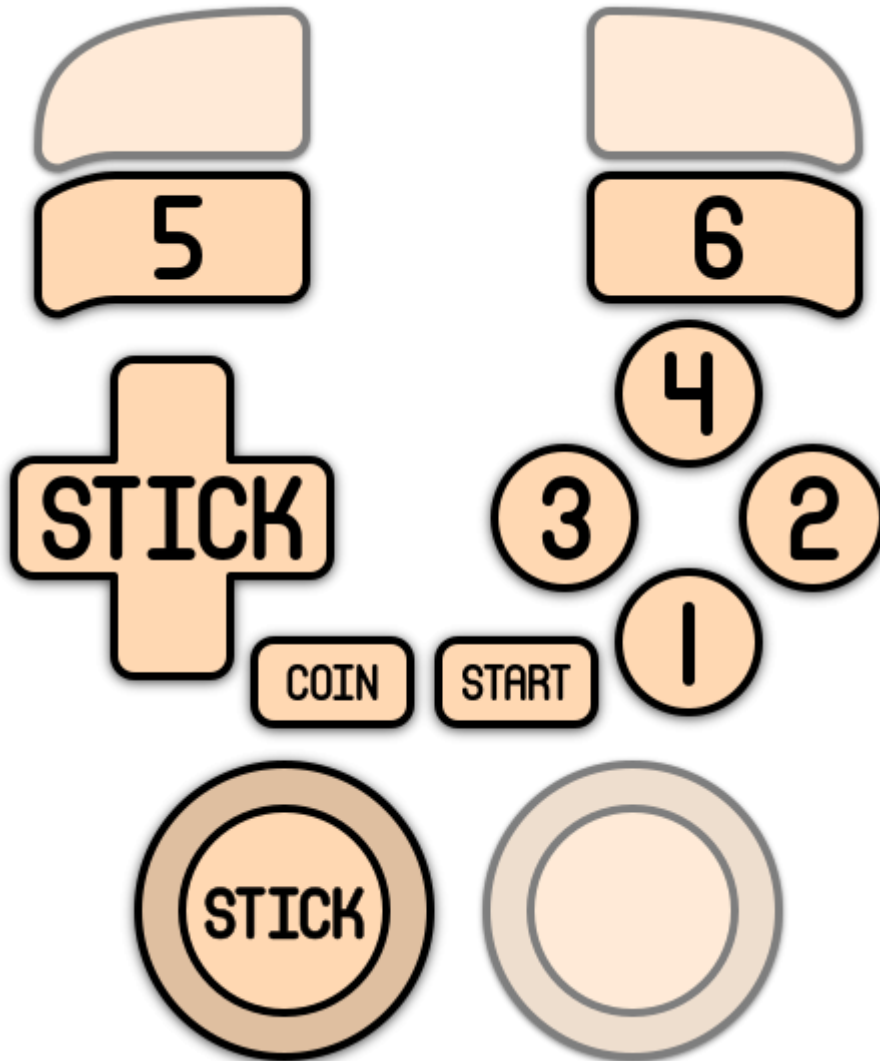
Emulation for the Model 1 is sadly not that mature yet (such as slowdown, graphical inaccuracies and random crashes), however if you have a powerful enough machine you should be able to power through it. Model 1's ROMs are best played on [MAME 2010](#) or newer.

There were only seven games (in reality, five with different variations) produced for this arcade board, most likely due to its prohibitive cost of development for each game:

Game	MAME 2010 Filename	Additional information
Netmerc/Tecwar	N/A	On-rails first-person virtual-reality shooter played with a HMD and mounted gun which was never released. Considered the "holy grail" of Sega Model 1. This game cannot be emulated yet by any emulator in Batocera.
Star Wars Arcade	swa.zip	A tie-in game for the films of the era. Quite impressive for the time.
Virtua Fighter		Infamous 3D fighting game that would go on to get several ports onto home consoles. Renown for its weighty, realistic animations.
Virtua Formula	vformula.zip	An enhanced edition of Virtua Racer, featuring six player network play and formula one shaped rides.
Virtua Racer	vr.zip	Circuit racer leaning more towards an arcade experience than the simulation of other 3D racer games of the era.
Wing War	wingwar.zip	Arcade dogfighting game where two players take turns attacking and defending each other.
Wing War R360		A special version with a 360 degree rotating cockpit. Extremely rare and expensive.

Controls

Here are the default MAME's controls shown on a [Batocera Retropad](#):



Troubleshooting

MAME is a very complicated project and issues can crop up easily.

None of my games are booting!

First check that the version of MAME you're attempting to run it with is the same as the ROMset you got it from. Mismatched versions aren't guaranteed to run, though sometimes if there were no differences made between MAME versions the game can run in both versions (though that's generally an exception, not the rule).

I have an issue with a specific game

If you're having issues with a specific game, check the [MAMEdev FAQ for that game here](#). For MESS systems specifically, you might find more information on [MESS's wiki](#).

Poor game performance

Arcade games tend to be more difficult to emulate than regular console games in general by their very nature.


With that said, newer versions of MAME emulate these arcade games more accurately than older versions. This generally means that real-world performance takes a dip as more accuracy to the emulation is added (although in some cases, it can dramatically improve performance, really it's on a game-by-game basis).

If your machine is struggling with running a particular game, try using an older set with its respective version of MAME, it may perform better. Just remember to make that special per-game setting to actually utilize the correct MAME version if deciding to go down this route!

I can't open the MAME menu!

Sometimes the key needed to be pressed to access the in-game MAME menu is different depending on which version of MAME you are using. Typically, these keys can be:

- Pushing in [L3] or [R3]
- One of the shoulder buttons/triggers
- [Tab] on the keyboard

If you are specifically using a libretro: Mame core, you can manually activate the MAME menu by going to RetroArch's **Quick Menu** ([HOTKEY] + ) → **Options** → **System** → **Display MAME Menu**. Once this option is activated, exit out of the Quick Menu and you will be greeted by MAME's menu. Repeat these actions to close the menu.

I open the MAME menu too often!

Aforementioned issue, you might have the MAME key set to an in-game key as well. Either set it to another key or remap the MAME menu key.

Further troubleshooting

Most questions are answered in the [generic arcade guide](#).

For further troubleshooting, refer to the [generic support pages](#).

From:
<https://www.wiki.batocera.org/> - **Batocera.linux - Wiki**

Permanent link:
<https://www.wiki.batocera.org/systems:mame?rev=1664871553>

Last update: **2022/10/04 08:19**



