




This article needs some TLC. Read at your own risk.

Eduke 32



Eduke32 is a cross-platform port of Duke Nukem 3D aimed at both extending what can be edited in the game and providing a rich, full-featured means to explore the original episodes. It is widely used in the Duke Nukem modding community and has become a requirement in order to play most mods. It is also capable of playing Nam and WW2 GI.

EDUKE32



“It’s time to kick ass and chew bubble gum... and I’m all outta gum.” – Duke Nukem from Duke Nukem 3D.

This system scrapes metadata for the “ports” group(s) and loads the eduke32 set from the currently selected theme, if available.

Grouped with the “ports” group of systems.

Quick reference

- **Emulator:** Eduke32
- **Folder:** roms/eduke32/
- **Accepted ROM formats:** .eduke32

BIOS

No Eduke32 emulator in Batocera needs a BIOS file to run.

Supported Command in .eduke32-file

- FILE (equivalent to -gamegrp)
- FILE+ (equivalent to -g)
- CON (equivalent to -x)
- CON+ (equivalent to -mx)
- DIR (equivalent to -j)
- DEF (equivalent to -h)
- DEF+ (equivalent to -mh)
- MAP (equivalent to -map)

These commands are from configgen/utils/buildargs.py and may be updated in future.

```
BuildEngineArg("DIR", "-j", False), # Adds directory to search list
# The main game file to load: EDuke32 and Raze can load .grp, .zip, .ssi,
.pk3, .pk4; Raze can also load .7z
BuildEngineArg("FILE", "-gamegrp", True),
# Add extra game file to load; this overrides files in virtual filesystem
BuildEngineArg("FILE+", "-g", False),
# Replace the main GAME.CON script module; surprisingly this can be a CON,
DEF, or INI!
BuildEngineArg("CON", "-x", True),
BuildEngineArg("CON+", "-mx", False), # Append CON after GAME.CON script
module
BuildEngineArg("DEF", "-h", True), # Replace the main DEF module
BuildEngineArg("DEF+", "-mh", False), # Append DEF after main DEF module
BuildEngineArg("MAP", "-map", True), # Start specified MAP on launch
```

ROMs

Place your Duke32 ROMs in /userdata/roms/eduke32/.

Files MD5 sums: https://wiki.eduke32.com/wiki/Frequently_Asked_Questions

The following games are officially supported, and should be placed in the designated directory with their required files:

- duke: Duke Nukem 3D (DUKE3D.GRP)
- duke: Duke Nukem 3D: Duke It Out in D.C. (DUKEDC.GRP)
- duke: Duke Nukem 3D: Duke Caribbean: Life's a Beach (VACATION.GRP)
- duke: Duke Nukem 3D: Duke: Nuclear Winter (NWINTER.GRP)
- nam: NAM (NAM.GRP, NAM.CON)
- ww2gi: World War II GI (WW2GI.GRP)
- ww2gi: World War II GI: Platoon Leader (PLATOONL.DAT, PLATOONL.DEF)

Supported games (.eduke32 file content and data files location)

Duke Nukem 3D [v1.3D, Atomic Edition, and Twentieth Anniversary World Tour] (via JFDuke & EDuke 2.0; World Tour extensions via DukeGDX)

[Duke Nukem 3D.eduke32](#)

```
FILE = /duke/DUKE3D.GRP
```

Files from game folder /Duke Nukem 3D or /ATOMINST or /Duke Nukem 3D/gameroot or Duke Nukem 3D Twentieth Anniversary World Tour/ or /data

```
/userdata/roms/eduke32/duke/
|— DUKE3D.GRP (The World Tour's extra features
```

```
will requires the whole game installation)
└─ DUKE.RTS
```

Duke It Out in D.C. (expansion)

[Duke It Out in D.C..eduke32](#)

```
FILE = /duke/DUKE3D.GRP
FILE+ = /duke/DUKEDC.GRP
```

Files from game folder /Duke Nukem 3D and /Duke Nukem 3D/gameroot/addons/dc or DUKEDC/

```
/userdata/roms/eduke32/duke/
└─ DUKE3D.GRP (Atomic Edition)
└─ DUKEDC.GRP (DUKEDCPP.SSI can be converted to
GRP:
https://forums.duke4.net/topic/998-xp-trying-to-get-duke-it-out-in-dc-please-help/)
```

Duke Caribbean: Life's a Beach (expansion)

[Duke Caribbean - Life's a Beach.eduke32](#)

```
FILE = /duke/DUKE3D.GRP
FILE+ = /duke/VACATION.GRP
```

Files from game folder /Duke Nukem 3D and /Duke Nukem 3D/gameroot/addons/vacation or CARIBBEA/VACATION/

```
/userdata/roms/eduke32/duke/
└─ DUKE3D.GRP
└─ VACATION.GRP (VACA15.SSI can be converted to
GRP:
https://forums.duke4.net/topic/998-xp-trying-to-get-duke-it-out-in-dc-please-help/)
```

Duke: Nuclear Winter (expansion)

[Duke - Nuclear Winter.eduke32](#)

```
FILE = /duke/DUKE3D.GRP
FILE+ = /duke/NWINTER.GRP
```

Files from game folder /Duke Nukem 3D and /Duke Nukem 3D/gameroot/addons/nw

```
/userdata/roms/eduke32/duke/
├── DUKE3D.GRP
└── NWINTER.GRP
```

Duke Nukem Atomic Edition

[Duke Nukem Atomic Edition.eduke32](#)

```
FILE   = /duke/DUKE3D.GRP
FILE+  = /duke/DUKE3DA.GRP
```

Files from game folder /Duke Nukem Atomic Edition or /ATOMINST

```
/userdata/roms/eduke32/duke/
├── DUKE3D.GRP
└── DUKE3DA.GRP
```

Duke ZONE 2

Atomic:

[Duke!Zone II.eduke32](#)

```
FILE   = /duke/DUKE!ZON.GRP
FILE+  = /duke/DUKEZONE2.GRPINFO
```

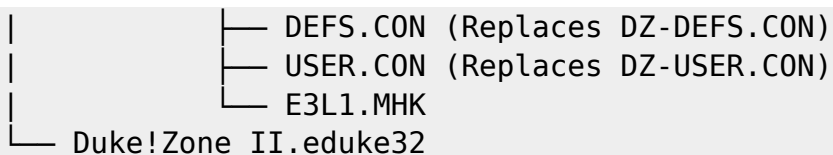
World Tour:

[Duke!Zone II.eduke32](#)

```
FILE   = /duke/DUKE!ZON.GRP
FILE+  = /duke/DUKEZONE2_WT.GRPINFO
```

Files from game folder /Duke Zone 2

```
/userdata/roms/eduke32/dukezone2/
|           ├── DUKE!ZON.GRP
|           ├── DUKEZONE2.GRPINFO (Atomic) OR
DUKEZONE2_WT.GRPINFO (World Tour)
|           └── FIXED CON FILES:
https://hrp.duke4.net/download.php
|           ├── GAME.CON (Replaces DZ-GAME.CON)
```



Duke Assault

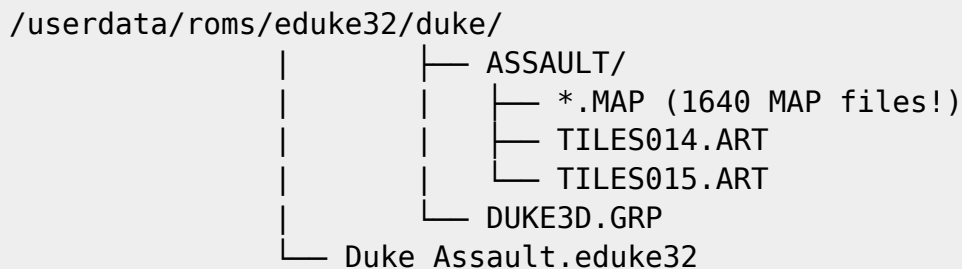
Copy the ASSAULT directory from the CD to your EDuke32 directory.

Copy the two TILES014.ART and TILES015.ART files from ART directory to the ASSAULT directory.

[Duke Assault.eduke32](#)

```
FILE = /duke/DUKE3D.GRP
```

Files from game folder Duke Nukem 3D/, /Duke Assault CD/ASSAULT and /Duke Assault CD/ART



Duke Nukem's Penthouse Paradise (expansion)

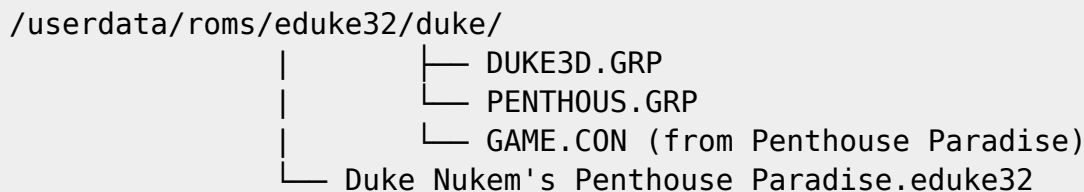
[Duke Nukem's Penthouse Paradise.eduke32](#)

```

FILE = /duke/DUKE3D.GRP
FILE+ = /duke/PENTHOUS.GRP
CON = /duke/GAME.CON

```

Files from game folder /Duke Nukem 3D and /penthouse



Duke!Zone (expansion)

[Red Zone.eduke32](#)

```
FILE    = /duke/DUKE3D.GRP
FILE+   = /duke/ZONE.GRP
```

Files from game folder /Duke Nukem 3D and /redzone

```
/userdata/roms/eduke32/duke/
├──
├──
├── DUKE3D.GRP
├── Zone.GRP
└── Duke!Zone.eduke32
```

Duke Nukem: Plug 'N' Pray Remake Episodes (expansion)

[Red Zone.eduke32](#)

```
FILE    = /duke/DUKE3D.GRP
FILE+   = /duke/PNP.GRP
```

Files from game folder /Duke Nukem 3D and /pnp

```
/userdata/roms/eduke32/duke/
├──
├──
├── DUKE3D.GRP
├── PNP.GRP
└── Plug 'N' Pray.eduke32
```

Duke Nukem: Zero Hour (expansion)

[Duke Nukem Zero Hour.eduke32](#)

```
FILE    = /duke/DUKE3D.GRP
FILE+   = /duke/ZEROHOUR.GRP
```

Files from game folder /Duke Nukem 3D and /zerohour

```
/userdata/roms/eduke32/duke/
├──
├──
├── DUKE3D.GRP
├── ZEROHOUR.GRP
└── Duke Nukem Zero Hour.eduke32
```

Duke Xtreme

Copy the DKXTRM directory from the CD to your EDuke32 directory.

In DKXTRM/PACK14, rename DKEXGAME.CON to GAME.CON, DKEXDEFS.CON to DN3DDEFS.CON, and

DKEXUSER.CON to DN3DUSER.CON.

Duke Xtreme.eduke32

FILE = /duke/DUKE3D.grp

Files from game folder Duke Nukem 3D/ and /Duke Xtreme CD/XTRM

```

/userdata/roms/eduke32/duke/
|
|   ┌── DUKE3D.GRP
|   └── DKXTRM/
|       ├── DMMAPS (25 files)
|       │   └── *.MAP
|       ├── PACK13
|       │   ├── TILES0*.ART (7 files)
|       │   ├── *.CON (3 files)
|       │   │   ├── DKEXDEFS.CON
|       │   │   ├── DKEXUSER.CON
|       │   │   └── DKEXGAME.CON
|       │   └── *.VOC (22 files)
|       ├── PACK14
|       │   ├── TILES0*.ART (7 files)
|       │   ├── *.CON (3 files)
|       │   │   ├── DN3DDEFS.CON (Renamed from
DKEXDEFS.CON)
|       │   │   ├── DN3DUSER.CON (Renamed from
DKEXUSER.CON)
|       │   │   └── GAME.CON (Renamed from
DKEXGAME.CON)
|       │   └── *.VOC (22 files)
|       └── SPMAPS
|           └── *.MAP (25 files)
└── Duke - Xtreme.eduke32

```

NAM

Nam.eduke32

FILE = /nam/NAM.GRP
CON = /nam/NAM.CON

Files from game folder /NAM

```

/userdata/roms/eduke32/nam/
|
|   ┌── NAM.CON (Renamed from GAME.CON)
|   ├── NAM.GRP
|   └── NAM.RTS

```

└─ Nam.eduke32

NAPALM [Walmart version of NAM with different .GPR files]

[Napalm.eduke32](#)

```
FILE = /napalm/NAPALM.GRP
CON  = NAPALM.CON
```

Files from game folder /NAMPALM

```
/userdata/roms/eduke32/napalm/
├──
├──
├── NAPALM.CON (Renamed from GAME.CON)
├── NAPALM.GRP
├── NAPALM.RTS
└── Napalm.eduke32
```

World War II GI

[World War II GI.eduke32](#)

```
FILE = /ww2gi/WW2GI.GRP
```

Files from game folder /WWII GI

```
/userdata/roms/eduke32/ww2gi/
├──
├── WW2GI.GRP
├── WW2GI.CON
└── World War II GI.eduke32
```

World War II GI: Platoon Leader (expansion)

[World War II GI - Platoon Leader.eduke32](#)

```
FILE  = /ww2gi/WW2GI.GRP
FILE+ = /ww2gi/PLATOONL.DAT
CON   = /ww2gi/PLATOONL.DEF
```

Files from game folder /WWII GI and /platoonleader

```
/userdata/roms/eduke32/ww2gi/
├──
├── WW2GI.GRP
```


Emulators

Eduke32

Standardized features available to all cores of this emulator: eduke32.videomode, eduke32.padtokeyboard, eduke32.videomode, eduke32.bezel, eduke32.bezel_stretch, eduke32.hud, eduke32.hud_corner, eduke32.bezel.tattoo, eduke32.bezel.tattoo_corner, eduke32.bezel.tattoo_file, eduke32.bezel.resize_tattoo

ES setting name batocera.conf_key	Description ⇒ ES option key_value
Settings that apply to all cores of this emulator	
SKIP INTRO VIDEOS eduke32.nologo	⇒ Skip 1, Show (Default) 0.

Controls

Here are the default Eduke32's controls shown on a [Batocera Retropad](#):

Troubleshooting

My game does not launch

- Make sure the .eduke32 launch file is setup correctly
 - Check the case sensitivity
 - Check the use of FILE, FILE+ and CON
 - FILE and FILE+ must use the path /roms/eduke32/<gamefolder>/<main file or add-on>
 - CON also use the path /roms/eduke32/<gamefolder>/<con file>
 - .eduke32 files must not have any empty lines

To start from scratch, delete all the files from system/configs/eduke32/ and saves/eduke32/.

From: <https://wiki.batocera.org/> - **Batocera.linux** - Wiki

Permanent link: <https://wiki.batocera.org/systems:eduke32>

Last update: **2025/06/07 15:22**

