

Atari 5200

The Atari 5200 is the video game console version of the Atari 800 computer developed by Atari. It was released in 1982.



Although software is not directly compatible between the Atari 5200 and the 8-bit Atari computers it was based on, most Atari 5200 emulators are compatible with software designed for either system. Because of this, Batocera refers to the Atari 5200 the same as the Atari 800 internally sometimes.

This system scrapes metadata for the "atari5200" group(s) and loads the atari5200 set from the currently selected theme, if available.

Quick reference

- **Emulator:** [RetroArch](#)
- **Core:** [libretro: atari800](#)
- **Folder:** /userdata/roms/atari5200
- **Accepted ROM formats:** .rom, .xfd, .atr, .atx, .cdm, .cas, .car, .bin, .a52, .xex, .zip, .7z

BIOS

MD5 checksum	Share file path	Description
281f20ea4320404ec820fb7ec0693b38	bios/5200.rom	
06daac977823773a3eea3422fd26a703	bios/ATARIXL.ROM	
0bac0c6a50104045d902df4503a4c30b	bios/ATARIBAS.ROM	
eb1f32f5d9f382db1bbfb8d7f9cb343a	bios/ATARIOA.ROM	
a3e8d617c95d08031fe1b20d541434b2	bios/ATARIOSB.ROM	

ROMs

Place your Atari 5200 ROMs in /userdata/roms/atari5200.


ROMs in the .a52 format require an additional selection of the ROM type at the start of the emulator and sometimes that selection screen is not visible and requires a blind button press. You can convert the .a52 files into a different format, .car, which contains additional information so that the selection screen is bypassed. The method of doing that inside the emulator together with a list of this information for all known Atari 5200 ROMs can be found here: [Cartridge Type Code List](#)

Emulators

RetroArch

[RetroArch](#) (formerly SSNES), is a ubiquitous frontend that can run multiple “cores”, which are essentially the emulators themselves. The most common cores use the [libretro](#) API, so that's why cores run in RetroArch in Batocera are referred to as “libretro: (core name)”. RetroArch aims to unify the feature set of all libretro cores and offer a universal, familiar interface independent of platform.

RetroArch configuration

RetroArch offers a **Quick Menu** accessed by pressing [HOTKEY] +  which can be used to alter various things like [RetroArch and core options](#), and [controller mapping](#). Most RetroArch related settings can be altered from Batocera's EmulationStation.

Standardized features available to all libretro cores: `atari5200.videomode`, `atari5200.ratio`, `atari5200.smooth`, `atari5200.shaders`, `atari5200.pixel_perfect`, `atari5200.decoration`, `atari5200.game_translation`

ES setting name batocera.conf_key	Description ⇒ ES option key_value
Settings that apply to all cores of this emulator	
GRAPHICS BACKEND <code>atari5200.gfxbackend</code>	Choose your graphics rendering ⇒ OpenGL <code>opengl</code> , Vulkan <code>vulkan</code> .
AUDIO LATENCY <code>atari5200.audio_latency</code>	Audio latency in milliseconds, turn it up if you hear crackles ⇒ 256 256, 192 192, 128 128, 64 64, 32 32, 16 16, 8 8.
THREADED VIDEO <code>atari5200.video_threaded</code>	Improves performance at the cost of latency and more video stuttering. Use only if full speed cannot be obtained otherwise. ⇒ On <code>true</code> , Off <code>false</code> .

libretro: atari800

[Atari800](#) is an Atari 400, 800, 600 XL, 800XL and 130XE computer and Atari 5200 console emulator libretro core by Petr Stehlik.



This is a bit more complicated than I thought. Needs confirmation about which settings actually apply to only 5200.

libretro: atari800 configuration


ES setting name batocera.conf_key	Description ⇒ ES option key_value
Settings specific to atari800	

ES setting name batocera.conf_key	Description ⇒ ES option key_value
ATARI SYSTEM atari800.atari800_system	Choose what Atari System to emulate ⇒ 400/600XL/800 (48K) (OS B) 400/800 (OS B), 800XL/1200XL/XEGS (64K) 800XL (64K), 130XE (128K) 130XE (128K), Modern XL/XE (320K CS) Modern XL/XE (320K CS), Modern XL/XE (576K) Modern XL/XE (576K), Modern XL/XE (1088K) Modern XL/XE (1088K).
VIDEO STANDARD atari800.atari800_ntscpal	Switch frequency and resolution by region ⇒ NTSC NTSC, PAL PAL.
SIO ACCELERATION atari800.atari800_sioaccel	Speeds up file loading (a few games will not load) ⇒ Off disabled, On enabled.
HI-RES ARTIFACTING atari800.atari800_artifacting	Artificial color filters to mimic actual hardware ⇒ Off disabled, On enabled.
INTERNAL RESOLUTION atari800.atari800_resolution	Enables alternate resolutions for some games ⇒ 336×240 336×240, 320×240 320×240, 384×240 384×240, 384×272 384×272, 384×288 384×288, 400×300 400×300.
Settings specific to atari5200	
JOYSTICK HACK (FOR ROBOTRON) atari5200.atari800_opt2	Treats the second analog stick as joystick 2 ⇒ Off disabled, On enabled.

Many required settings for the emulator are not exposed to RetroArch or EmulationStation but need to be set inside the emulator itself. You can access this menu by pushing in [L3] or the [F1] key.

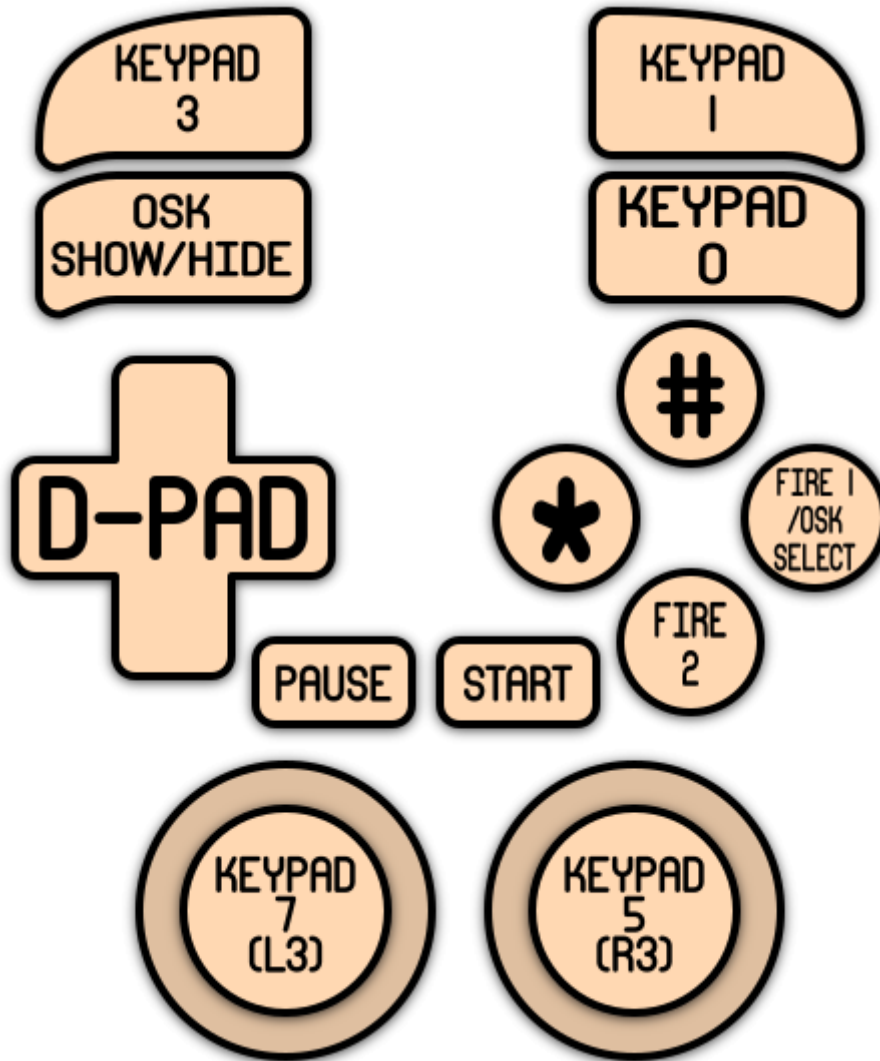
Controls

Analogue joysticks are supported only via hard-coded mouse inputs (bypassing RetroPad and default controls). The analog sticks of gamepads are **not** supported. This makes some games unplayable unless you connect a mouse.



Sure that it's not possible to [remap](#) them?

Here are the default Atari 5200's controls shown on a [Batocera Retropad](#):



Troubleshooting

Further troubleshooting

For further troubleshooting, refer to the [generic support pages](#).

From: <https://www.wiki.batocera.org/> - **Batocera.linux - Wiki**

Permanent link: <https://www.wiki.batocera.org/systems:atari5200?rev=1638602591>

Last update: **2021/12/04 07:23**

