

Since batocera 43, you can use a nfc reader and cards to start/stop your games or execute any custom action (like shutting down batocera).

Required hardware

A nfc reader




It is recommended to use a pn532 reader while it is recognized by both software you can use in batocera.

The integrated batocera nfc service supports only pn532 readers.

The Zaparoo nfc service supports more hardware (see <https://zaparoo.org/docs/readers/>)

Nfc tags

Any tag ntag215. Cards or stickers.



Available softwares

batocera.linux offers 2 software solutions to make a nfc reader to work.

1. the integrated batocera nfc service
2. Zaparoo nfc service

The integrated batocera nfc service and Zaparoo nfc service both offers:

- write a nfc tag containing the path of a game from the game menu
- start a game when you connect a game tag to the nfc reader
- stop a game when you disconnect a game tag from the nfc reader
- call custom scripts when a tag is connected or disconnected.

The integrated batocera nfc service:

- is already inside batocera.linux. Nothing to install.
- is available for any batocera supported boards


The Zaparoo nfc service:

- is present in the batocera content downloader.
- should be available for most batocera supported boards (packages are built by the zaparoo team)
- supports more nfc reader cards
- can connect to your phone to read qr code instead of nfc tags
- allows you to produce scenario and different interactions with other hardware

The integrated nfc service

Installation

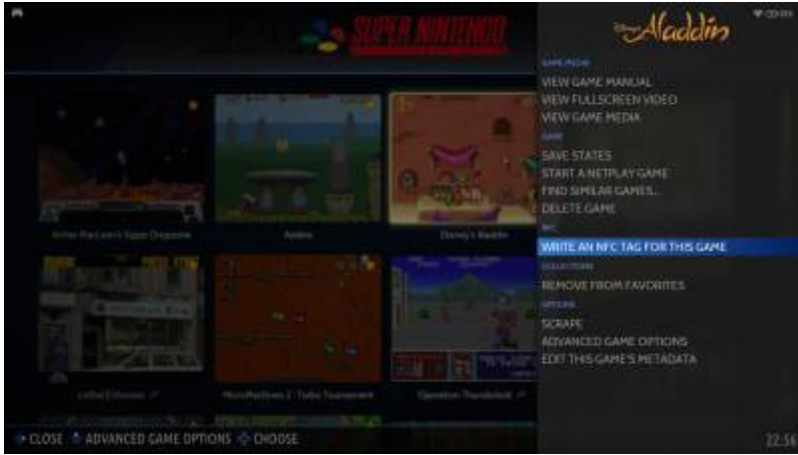
Plug the nfc reader to batocera



Start the nfc service



Write the name of a card on a nfc tag



Usage

Default behavior :

- while navigating in the emulationstation menu, connect a tag to your nfc reader : the game starts
- while playing a game : disconnect the tag from the nfc reader : the game stops

Customized scripts

By default, when you connect a tag, the nfc service will execute all the script present in the following system directory :

- /usr/share/batocera/scripts/on-nfc-connect

If you create the following directory, the system default scripts will not be executed, instead, the one of the custom directory will be executed.

- /userdata/system/configs/emulationstation/scripts/on-nfc-connect

The same behavior occurs for disconnect with the following directories :

- /usr/share/batocera/scripts/on-nfc-disconnect
- /userdata/system/configs/emulationstation/scripts/on-nfc-disconnect

Extra file : When a nfc service detects a nfc reader and listen to it, it create the following file :

- /var/run/batocera-nfc.running

When the hardware is removed, this file is removed. Thanks to this, emulationstation takes the decision to show or not the write entry in the menu. You could use this file to know whether a nfc reader is listening tags or not.

The Zaparoo nfc service

Installation

From:

<https://www.wiki.batocera.org/> - **Batocera.linux - Wiki**

Permanent link:

<https://www.wiki.batocera.org/hardware:nfc?rev=1770362656>

Last update: **2026/02/06 07:24**

