


In this article, we will create a custom DMD.

## The result





## Step 1 : buy the hardware


The list :


- 2 dmd pannels (don't forget to choose 2 of them) [DMD Panels](#)
- 1 esp32 and its shield [ESP32+shield](#)
- 16 male/male 10cm jumpers [Jumpers](#)
- 1 power supply [Power supply](#)
- 1 plug [Plug](#)

You probably already have a plug at home. Total price including shipping : 39€ (on 2024 april 8).

 P4 LED screen panel module 256\*128mm 64\*32 pixels 1/16 Scan Indoor 3in1 SMD RGB Fu...  
7,79 € - 2 +  
Shipping: 11,91€  
Estimated delivery between Apr 25 - 29  
Free returns

 ESP32 Development Board Expansion Board Compatible with ESP32 WIFI Bluetooth modul...  
ESP32-Board,CHINA  
6,37 € - 1 +  
Shipping: Free shipping  
Estimated delivery on Apr 18  
3-day delivery

 20W 5V-4A AC 110V 220V To DC 5V 20W 25W 50W Switching Power Supply Module Transformer AC11...  
20W 5V 4A  
4,86 € - 1 +  
Shipping: Free shipping  
Estimated delivery on Apr 18  
3-day delivery

 Dupont Jumper Wire Line 10CM 20CM 30CM Male to Male + Female to Male + Female to F...  
Male VS Male,40pin,10cm  
0,99 € - 1 +  
Shipping: Free shipping  
Estimated delivery on Apr 18  
6-day delivery

## Step 2 : plug the hardware

Coming soon.

From: <https://www.wiki.batocera.org/> - **Batocera.linux - Wiki**

Permanent link: [https://www.wiki.batocera.org/hardware:diy\\_zedmd?rev=1713904951](https://www.wiki.batocera.org/hardware:diy_zedmd?rev=1713904951)

Last update: **2024/04/23 20:42**

