


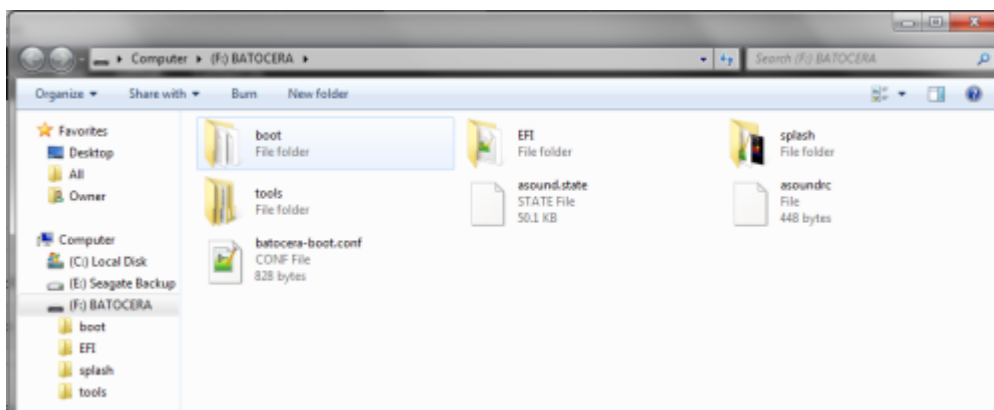
Editing the boot partition

This is the platform-specific boot partition, usually FAT32 but can depend on the device. This partition can be read and edited by most other operating systems should you plug the drive into another machine.

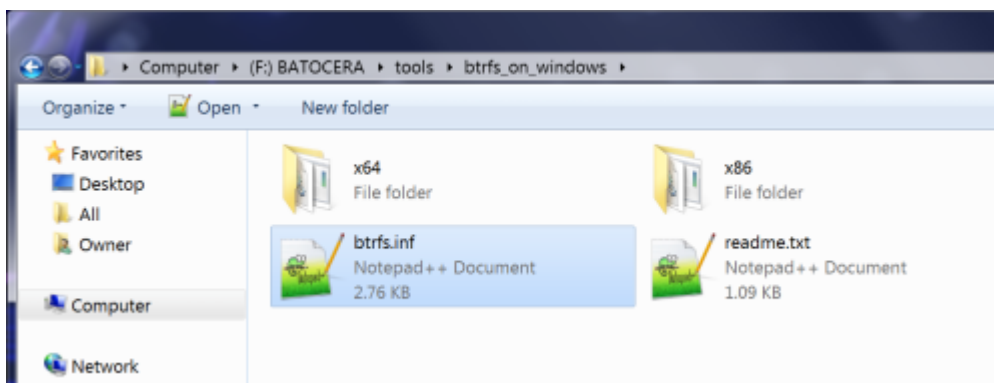
 Be careful; changing these files can affect Batocera's ability to boot, so always make backups of these files before changing them.

Plugging it into another machine

When you plug your Batocera drive into another machine, the small boot partition should appear as a standard FAT32 drive.



Inside of `tools/btrfs_on_windows` you'll find the experimental BTRFS driver needed to read BTRFS file system partitions on Windows (useful if you have chosen BTRFS as the file system for your userdata partition, by default it is ext4). **This driver can bluescreen your computer, and is not recommended for regular use.** You can choose to use this file system as your userdata partition for its benefits as explained [here](#).



Editing the boot/ partition while Batocera is running

In contrast to how Windows mounts drives as letters like C:\, Linux 'mounts' partitions to folders when connected, allowing you to access partitions by looking in the assigned folder. By default, this will be in /mnt/sda# where # is a number. Batocera has set up the FAT32 boot partition to appear as the /boot/ folder when booted up, and can be accessed through this folder in its file manager (F1). You'll find if you attempt to do so, however, you'll be met with a "no write permissions error" or something similar. Batocera boots with /boot/ as read-only, so you'll need to remount it with the read-write permissions instead:

Run the following command (in either Xterm (F1 > Applications) or [SSH](#)):

```
mount -o remount,rw /boot
```

If all goes well, nothing will display like so:

```
# mount -o remount,rw /boot
#
```

and you're ready to start editing the boot partition!

If an error message comes up, you've either misspelled the command, your installation has been corrupted or you're not in the Batocera terminal.

This will make the /boot/ partition writable until next boot. No need to do anything to change it back, as Batocera will default to mounting it as read-only on next boot.

From:

<https://www.wiki.batocera.org/> - **Batocera.linux - Wiki**

Permanent link:

https://www.wiki.batocera.org/edit_boot_partition?rev=1630031656

Last update: **2021/08/27 02:34**

